

CITY OF MILTON FIRE DEPARTMENT

MONTHLY ACTIVITY REPORT

CALENDAR YEAR 2010

ACTIVITY REPORT

ALARM RESPONSES

FIRE CALLS

TYPE:	Vehicle Fire	Structure Fire	Brush Fire	Alarm*	Other**	Total
NUMBER:	8	23	10	156	35	232

* Includes false and unintentional alarms, smoke scares, good intent, etc.
 ** Includes fire investigations, unauthorized burns, etc.

RESCUE CALLS

TYPE:	Medical Response	Vehicle Accident / Extrication	Other	Total
NUMBER:	1020	126	48	1194

HAZARDOUS CONDITION CALLS

TYPE:	Natural Gas*	Electrical Problems**	Fuel Leak/Spill	Other	Total
NUMBER:	21	14	4	10	49

* Includes gas leaks, smell of gas, etc.
 ** Includes downed power lines, transformer fires, arcing wires, etc.

MUTUAL AID:	GIVEN:	39	2.64%	RECEIVED:	11	0.75%
-------------	--------	----	-------	-----------	----	-------

TOTAL CALLS FOR CALENDAR YEAR 2010

	1475		1475		1475		1475		1475
TOTAL CALLS IN 2010:	1475	2009:	1572	PERCENTAGE INCREASE:	-6.17%	TOTAL CALLS IN	1572	2009:	1572

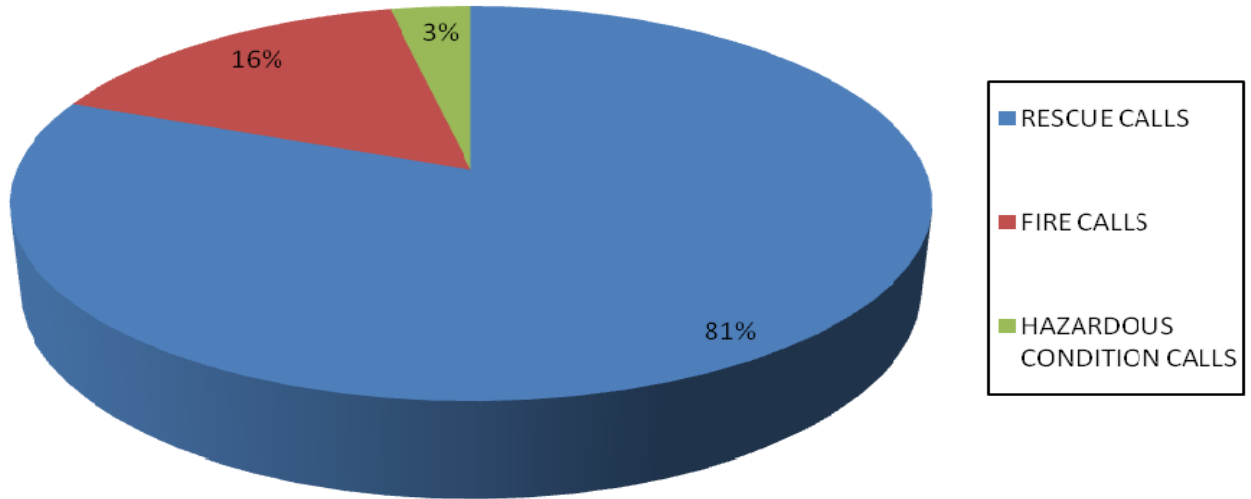
PUBLIC EDUCATION

TYPE OF PROGRAM:	School Class	Extinguisher Demo	Fire Drill	Other	Total
Number Conducted:	26	4	1	32	63
Number Attending:	811	86	35	3092	4024

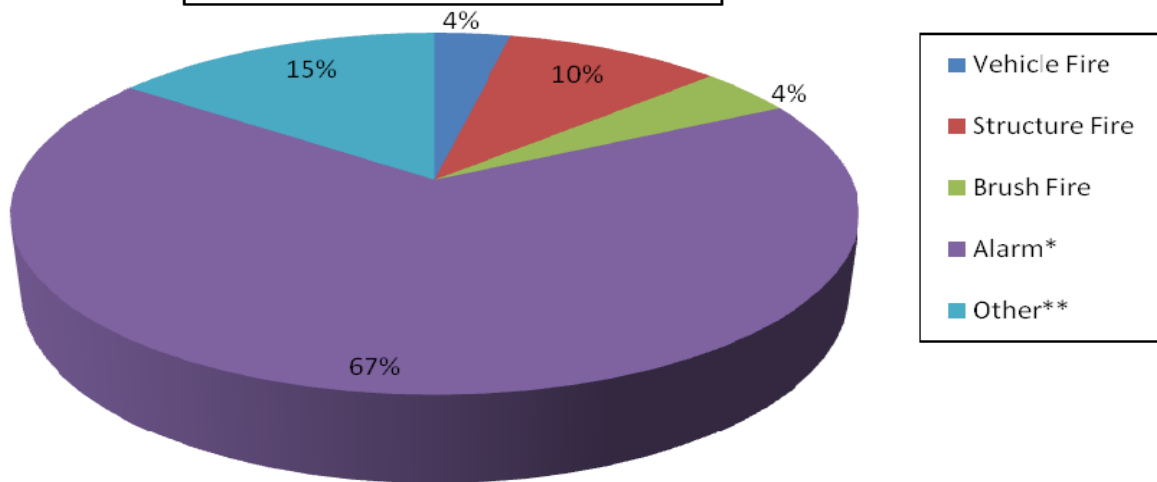
LIFE SAFETY

TYPE:	Life Safety Insp	Follow-up	Construction	Pre-plan	Plan Review	Total
Number:	47	24	31	5	49	156

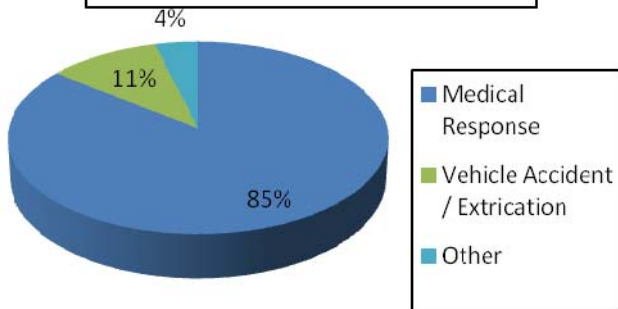
EMERGENCY RESPONSES CALENDAR YEAR 2010



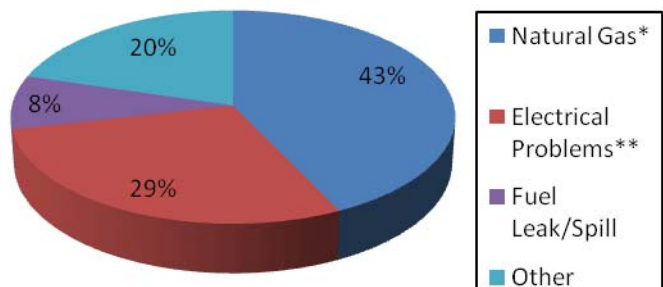
FIRE CALLS



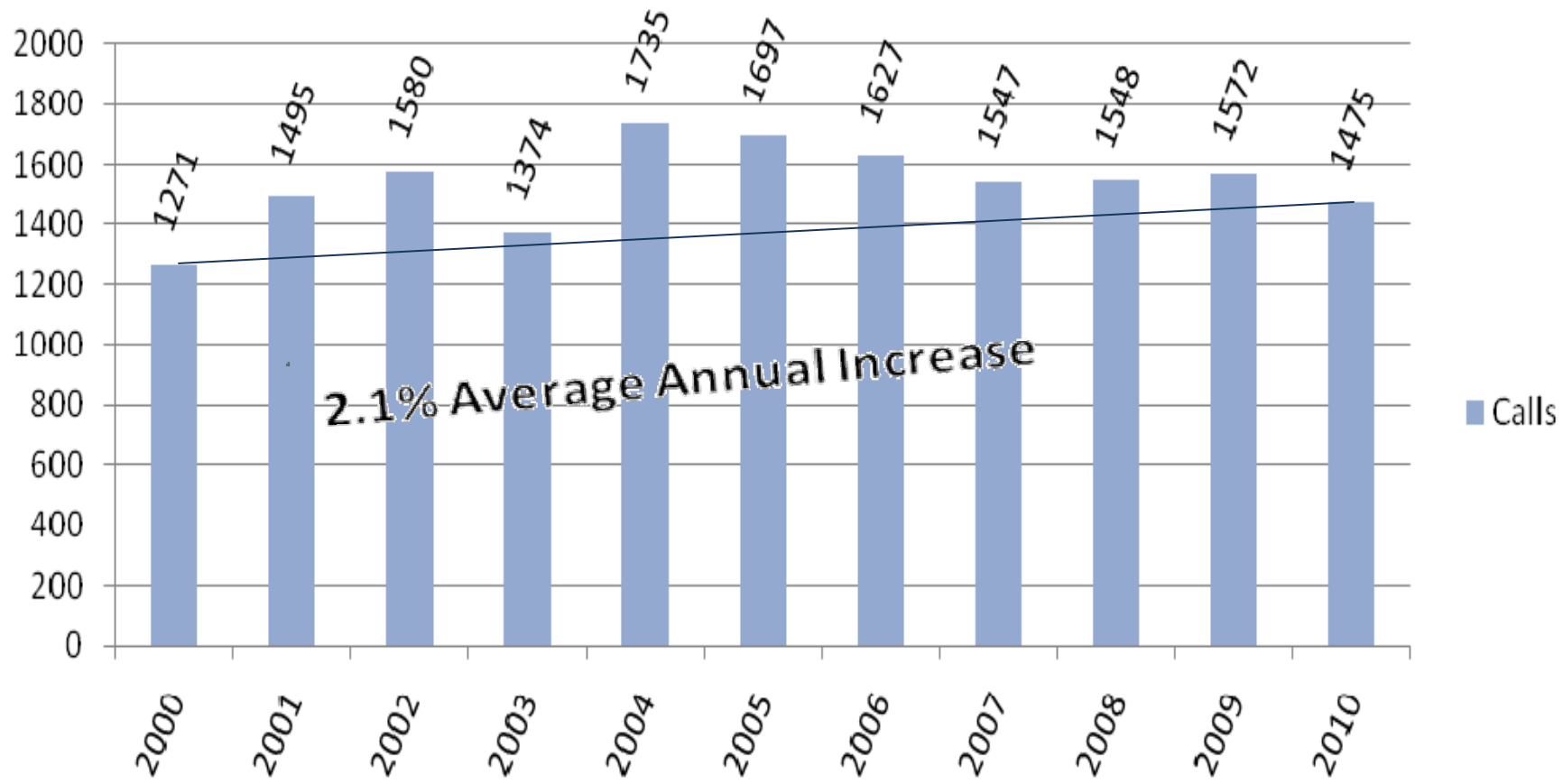
RESCUE CALLS



HAZARDOUS CONDITIONS



Emergency Calls 2000 - 2010



Emergency Calls 1980 - 2010

